



Source: [socialnetworkingandyou.com](http://socialnetworkingandyou.com)

# The use of Social Networking Tools for Educational/Training Purposes

# + Outline



- What are social networking tools?
- Why social networking tools?
- A glimpse of its chronology
- The tools and their impact on education / training
  - Facebook
  - Blogs
  - Wikis



# What are social networking tools?




- Web sites, web applications, or other online tools that allow users to **create** their own web experience and participate in **communities** by sharing and creating content collaboratively



+ It's other synonym...

**“Web 2.0”**





# Why social networking tools (Web 2.0)?



“Web 2.0 is the two-way web where content finds you.” - Ron Rasmussen

Source: <https://sites.google.com/a/boyslatinmd.com/ibsc-presentation/why>

“People doing things together on the web.”

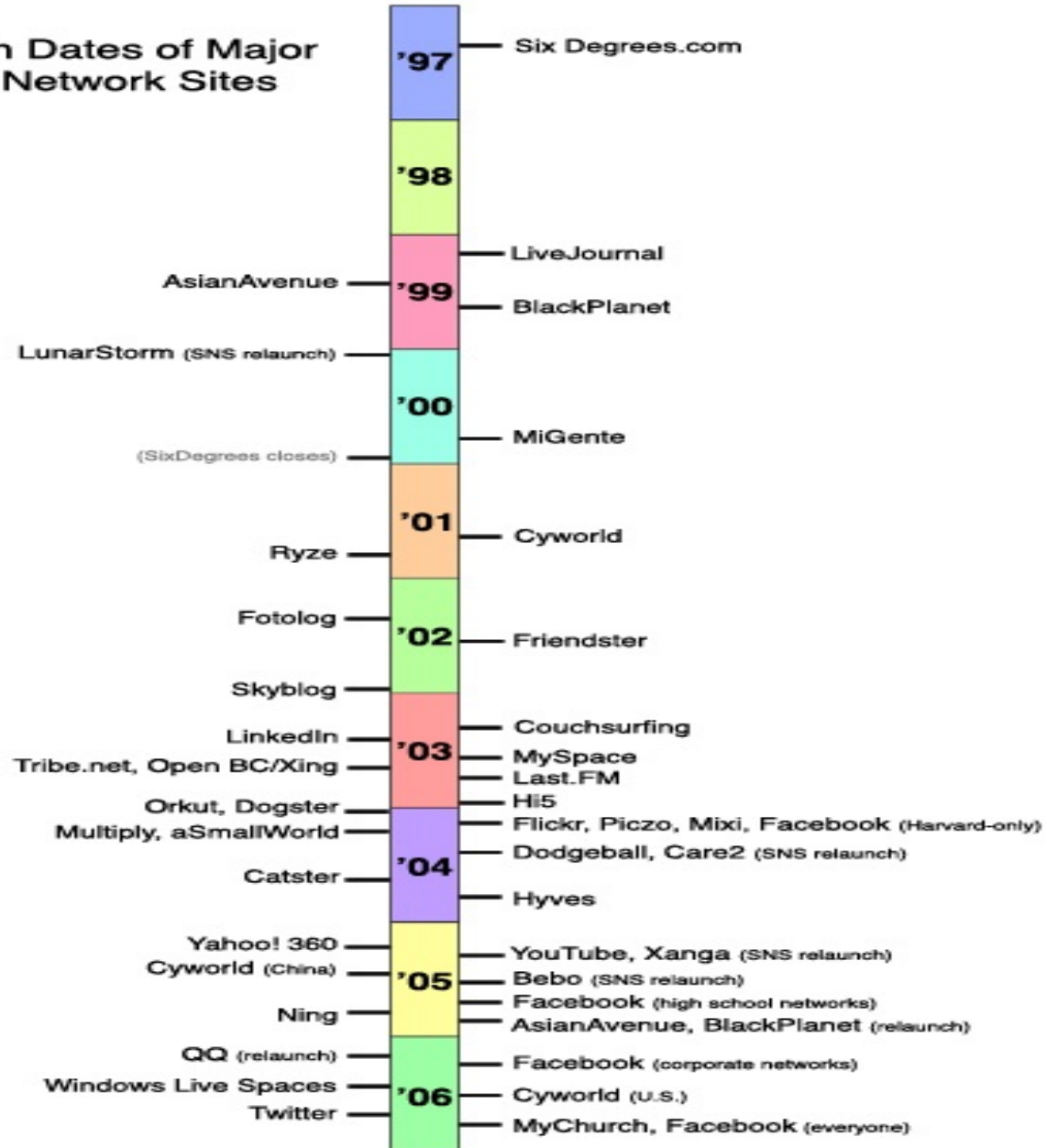
- Mitchell Baker, Mozilla Foundation

Source: <http://6-things.wikispaces.com/1-introduction>

“Web 2.0 is about platforms that other people can build on.” – Rajat Paharia, Bunchball

Source: <http://www.consultoras.org/frontend/aec/Web-2-Dot-What-impn3467>

## Launch Dates of Major Social Network Sites



# Social networking vs collaboration tools



- They complement each other.
- Important content is easily shared and will be reused in other knowledge management.
- Decision can be easily addressed through the use of collaboration tools for a defined group of people to work together to deliver result.

# Social networking vs collaboration tools



- Social networking is not just chatting or conversation it a way of collaboration.
- Collaboration tools are more centered in knowledge management tools which are content focused while on the other social networks are people centered.



# Social networking vs collaboration tools



- Basecamp
- Google Documents
- Sharepoint
- Socialcast
- Wikispaces
- Wikipedia
- Facebook

# What is facebook?

Facebook connects



- People all around the world
- Friends
- Families
- Make new friends
- Look for people around you

# What is facebook? (cont...)

Facebook is made up of separate networks

- Schools
- Companies
- Regions

To connect to the site;

[www.facebook.com](http://www.facebook.com)

## Company Overview

« Facebook mission is to give people the power to share & make the world more open & connected. »



# History



- Founded in 2004 by
  - Harvard Student Mark E. Zuckerberg & his classmates




## Use History

- Originally for Harvard students
- Then expanded to other colleges
- Then everyone over the age of 18
- Currently to anyone of 13 years of age

# How to login?



## New User



- Sign up with full details
- Then facebook will confirm the user through email
- User accepts registration through mail

**Sign Up**  
It's free and always will be.

First Name:

Last Name:

Your Email:

Re-enter Email:

New Password:

I am:

Birthday:

[Why do I need to provide my birthday?](#)

Complete  
with full  
details

# How to login? (Cont...)



## Requirements;

- Need to be registered user having
  - Email Address
  - Password
- Input Email and Password
- Click on Log in

A screenshot of the Facebook login interface. It features two input fields: 'Email' with the value 'varuna86@live.com' and 'Password' with masked characters. Below the email field is a checkbox labeled 'Keep me logged in'. To the right of the password field is a link 'Forgot your password?'. A blue 'Log In' button is positioned to the right of the password field. A red arrow points from the text 'Click on Log in' in the list above to the 'Log In' button.

# Features of facebook

Connect with friends  
See profiles

Create a Page  
A group

Share interest,

- Exchange private & public messages
- Join groups
- Add applications
- Images
- Videos

Privacy Controls

- .Friends of friends
- . Only friends
- .Children,13-18yrs need permission from parents.



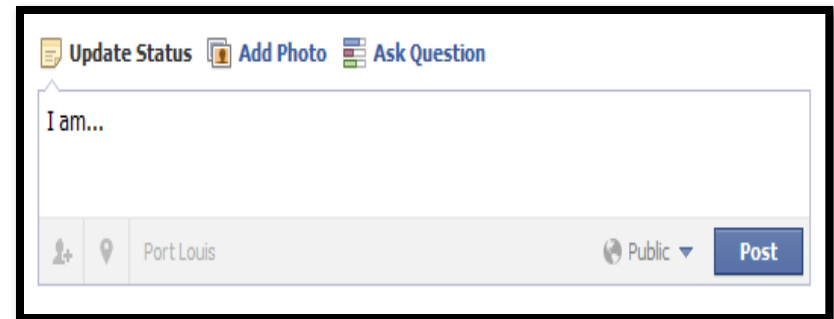
# Features of facebook (cont...):



## Postings

A way to express identity to

- friends,
- classmates,
- family &
- coworkers



## Interactions

People can browse (depending on security)

- Your photos
- Groups & friend list
- Post messages on your wall

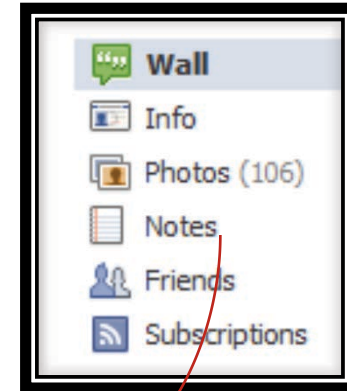


# Features of facebook (cont...)



## Notes & Blogs

- Keep friends up-to date
- Describe what's going on
- Upload photos
- Tag friends
- Import entries from external blog

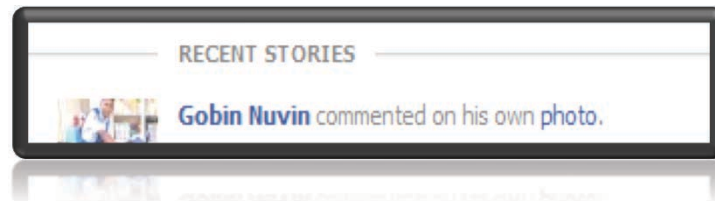
A screenshot of the 'Write a Note' form in Facebook. The form has a title field with 'Birthday of jenny', a body text area with 'Today...|', a tags field, a photos field with 'Add a photo.', and a privacy dropdown set to 'Public'. At the bottom are buttons for 'Publish', 'Preview', 'Save Draft', and 'Discard'. A red arrow points from the 'Notes' link in the navigation menu to the body text area.

# Features of facebook (cont...)



## Homepage & events

- Constantly changing
- Gives latest events of friends
- Innovative platform




# Features of facebook (cont...)



## Communications

- Homepage tells about;
- New messages
- Pokes
- Friend requests
- Group & event invitations
- Can also view upcoming birthdays&events
- Chats

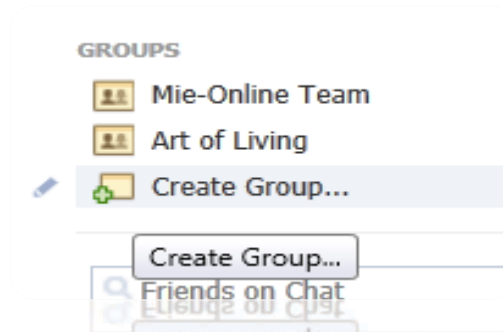


# Use for educational Purposes

## Creating a group



- Click on create a group



- Shows how a group is created

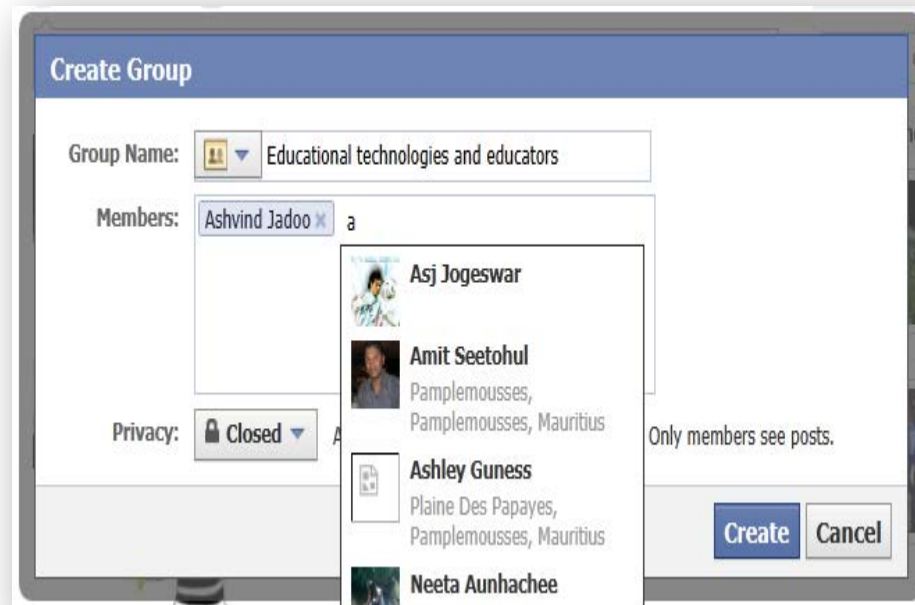
A screenshot of the Facebook 'Create Group' dialog box. It has a blue header with the text 'Create Group'. Below the header, there are three sections: 'Group Name' with a dropdown menu, 'Members' with a text input field and the prompt 'Which friends do you want to add to the group?', and 'Privacy' with a dropdown menu set to 'Closed' and the text 'Anyone can see the group and who's in it. Only members see posts.' At the bottom right, there are two buttons: 'Create' and 'Cancel'.

# Use for educational Purposes


## Creating a group(cont...)




- i. Fill in name
- ii. Add members
- iii. Privacy- Closed or Open

A screenshot of the Facebook 'Create Group' dialog box. The 'Group Name' field contains 'Educational technologies and educators'. The 'Members' field shows 'Ashvind Jadoo' with a close button and a dropdown arrow. A list of suggested members is shown, including 'Asj Jogeswar', 'Amit Seetohul', 'Ashley Guness', and 'Neeta Aunhachee'. The 'Privacy' dropdown is set to 'Closed'. The text 'Only members see posts.' is visible. 'Create' and 'Cancel' buttons are at the bottom right.

**Create Group**

Group Name:  Educational technologies and educators

Members: Ashvind Jadoo x a

Privacy:  Closed

Only members see posts.

**Create** **Cancel**

**Asj Jogeswar**

**Amit Seetohul**  
Pamplemousses,  
Pamplemousses, Mauritius

**Ashley Guness**  
Plaine Des Papayes,  
Pamplemousses, Mauritius

**Neeta Aunhachee**

# Use for educational Purposes (Cont...)



## Posting a topic/question in the group

- Allows members to reflect
- Participate
- Post comment
- Discuss

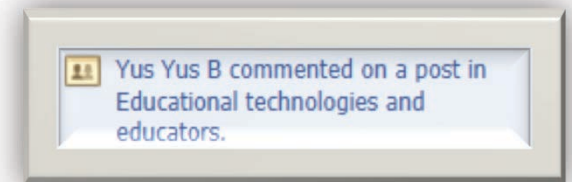


# Use for educational Purposes (Cont...)



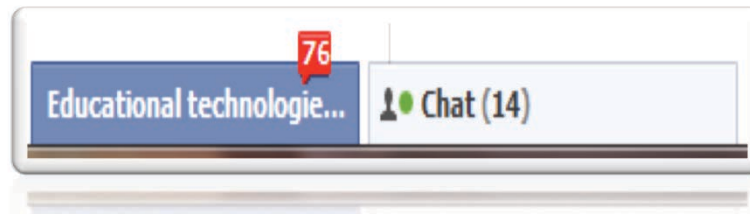
Updates is given when members share their views

- View the comments in the news feed
- Question and answers
- Participate actively
- One can come to the topic again
- Ideas are shared
- Resembles a forum

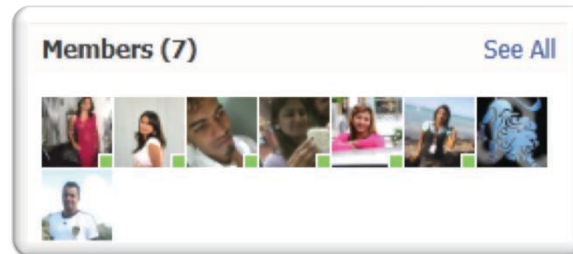


# Use for educational Purposes (Cont...)

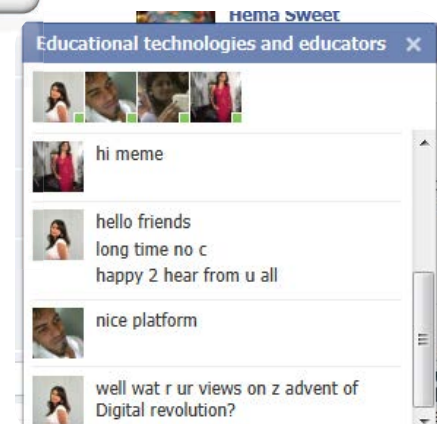
## Chats in the group



## Members chatting



## Chats feed

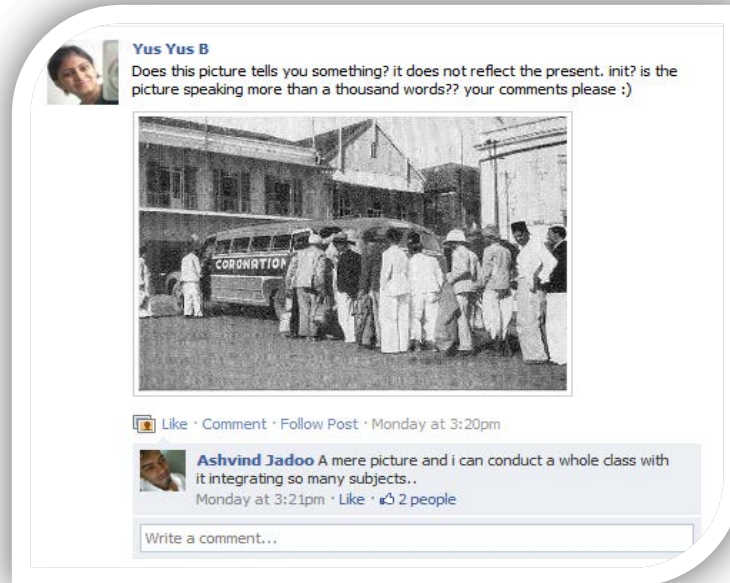




# Use for educational Purposes (Cont...)



## Posts in the group- An IMAGE



- Allows brainstorming
- Focus
- Integration of other subjects

# Use for educational Purposes (Cont...)



## Posts in the group- A VIDEO



- Validate discussion
- Proof
- Sharing using visual and sound

# Use for educational Purposes (Cont...)



## Posts in the group- A Link/Article



- Socio constructivist approach
- Knowledge Hub
- Explore

# Use for educational Purposes (Cont...)

## Posts in the group- Questions/Statements

- Enrich knowledge
- Debates
- Voicing out
- Agree/disagree
- Discuss



The screenshot shows a Facebook group interface with two posts. The first post is by Vishan Narayen, discussing the digital revolution. It has 8 comments, with two visible: one from Yus Yus B and Jasmine Henny, and another from Manisha Domun providing a Wikipedia link. The second post is by Ashvind Jadoo, discussing the need to keep up with digital native students. It has 3 comments, with two visible: one from Yus Yus B and another from Jasmine Henny.

**Vishan Narayen**  
The digital revolution radically changed the way individuals and companies interact.  
Like · Comment · Follow Post · Monday at 3:25pm

Yus Yus B and Jasmine Henny like this.

View all 8 comments

**Manisha Domun** check the original site:[http://en.wikipedia.org/wiki/Digital\\_Revolution](http://en.wikipedia.org/wiki/Digital_Revolution)  
Monday at 3:30pm · Like · 2 people

**Yus Yus B** plagiarism :( bad bad :(  
Monday at 3:30pm · Like · 2 people

Write a comment...

---

**Ashvind Jadoo**  
It's necessary to keep up the pace with our digital native students...  
Like · Comment · Follow Post · Monday at 3:09pm

Yus Yus B, Vishan Narayen and Jasmine Henny like this.

View all 3 comments

**Yus Yus B** Food for thought : Are our digitally native students really Cyber?? to what extent? I doubt exposure to technology by a few  
Monday at 3:16pm · Like

**Jasmine Henny** zen the IWB is z right ingredient for such pupils..  
Monday at 3:22pm · Like · 1 person

Write a comment...

# Use for educational Purposes (Cont...)



- Wiki educator is an open community of global educators
- One can join in the group
- Educators collaboratively develop free open educational resources
  - Classrooms
  - E- Learning



# Use for Training (Cont...)



**Avinash Purtaub**

<http://www.theteachersguide.com/interactivesites.html>

That may be helpful to many teachers!!!



**The Teacher's Guide Interactive Sites For Kids**

[www.theteachersguide.com](http://www.theteachersguide.com)

Interactive sites to use with an interactive whiteboard or at standalone computers.



Unlike · Comment · Follow Post · Share · March 8 at 9:52pm



You, Asha Ramchurrin, Yus Yus B, Manisha Domun and 6 others like this.



**Avinash Purtaub** All teachers are also encouraged to use outer resources from various sites, soft-materials like pictures, sounds, videos from the net and use the interactive system to empower his/her teaching in class.

March 9 at 3:54pm · Like · 4

- Members sharing links
- Useful for the group

# Use for Training (Cont...)



**Vishan Narayen**

The Five disciplines of the learning organisation- Peter Senge



Like · Comment · Follow Post · February 24 at 10:20am

Manisha Domun, Vimal Bholiah and 2 others like this.



**Avinash Oojorah** Thank you Vishan Narayen

February 26 at 7:58am · Like · 1

Write a comment...

- Knowledge creation
- Learning taking place



# Use for Training (Cont...)



**Yus Yus B**

Sa video la p ilistre kouma manipil bann zouti ki plis servi lor tablo sankore. Dan bann zour ki p vini, nou pou montre kouma servi so bann aplikasion.

Nou espere ki bann video la permet zot anrissi zot kreativite



**Introdiksion tablo sankore : premier parti**

Sa video la p ilistre kouma manipil bann zouti ki plis servi lor tablo sankore. Dan bann zour ki p vini, nou pou montre kouma servi so bann aplikasion. Nou espere ki bann video la permet zot anrissi zot kreativite  
Length: 5:32

Like • Comment • Follow Post • February 21 at 2:23pm

Vimal Bhollah, Vishan Narayan, Parwez Neeamuth and 2 others like this.



**Parwez Neeamuth** Sa c application creole mauricien.

February 21 at 2:27pm • Like



**Manisha Domun** very nice intro video ! keep up the good work!

February 21 at 2:32pm • Like

Write a comment...

- Sharing video to give instruction
- Empower



# Use for Training (Cont...)



th  
sha  
ey



+ New Message



Search Messages

New Message

To:

Message:


 

Send


Cancel

- Share documents
- Messaging

# + Educational Blogging



Source: [lifeseearlyadapter.com](http://lifeseearlyadapter.com)



# What is a Blog

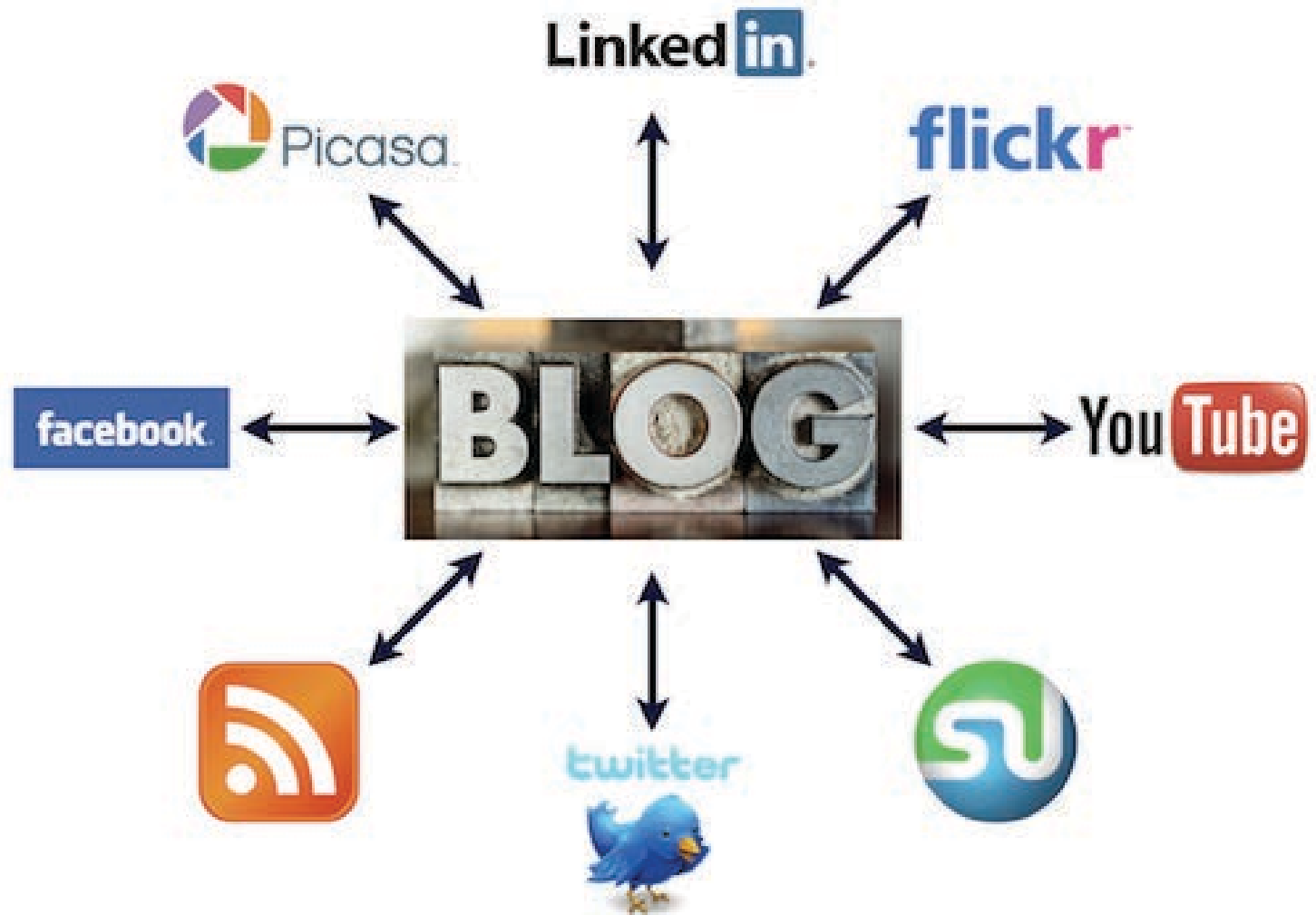

- Blogs provide a communication space that teachers can utilise with students whenever there is a curriculum need to develop writing, share ideas and reflect on work being undertaken in the classroom.
- <http://www.det.wa.edu.au/education/cmis/eval/curriculum/ict/weblogs/>




# What is a Blog



- This virtual space is composed of three sets of weblogs, or blogs: a classroom Webspace, where announcements are displayed and work of common interest is posted; a public, personal communication zone, where students post the results of their work or reflection; and a private personal space, reserved for students' thoughts and teacher guidance. (Downes, 2004, p14)






## Educational uses of Blogs

- **The process of reading online, engaging a community, and reflecting it online is a process of bringing life into learning.**

(Downes, 2004, p14)




# Educational uses of Blogs



- It allows students to write comments, opinions, or questions on different issue affecting them and of interest
- They allow learners to do discuss activities or topics that they have covered in class.



# Educational uses of Blogs



- They are platforms that can allow learner to express their writing skills and display their projects.
- They are way for learner to be able to collaborate in their work.





# Educational uses of Blogs




- They can share photos and videos related to their subjects
- Learners can create online book clubs or study groups
- It's a space for learner to showcase their creative sides, because they are not bound by rules.



# Educational uses of Blogs



- Its allows learner to communicate to each other anywhere in the world.
- Learners can be able to put their opinion to the public, they can even have reference as website.



## Blog Creators



**Blogger**<sup>TM</sup>

Blogger

<https://www.blogger.com/>



**WORDPRESS**


Wordpress

<http://wordpress.org>



Edublogs

<https://edublogs.org>



## A list of Educational Blogs

- [Year One: A College Blog](#)
- [Learning and Technology](#)
- [The Knowledge Tree](#)
- [This Week in Education](#)
- [Adventures in Educational Blogging](#)
- [Learning Curves](#)

Source for From: <http://oedb.org/library/features/top-100-education-blogs>



# What is a Wiki?



- Cunningham and Bo Leuf designed WikiWikiWeb, the first wiki in 1995, to be an open, collaborative community Website where anyone can contribute
- A wiki is a free collaborative website that allows easy creation and editing of any number of WebPages that are linked

[Video](#)



# Idea behind creation of Wikis



- ‘The means justifies the end’
- Create mistakes, then correct; rather than not making mistakes at all
- Consensus and compromises are imperative
- Everyone has equal opportunity to contribute to knowledge

+

# Examples of wikis



## PBWORKS



**Wikispaces for Teachers**  
A Guide to Using Them in Your Classroom  
<http://ocdsblearn2wiki.wikispaces.com>

# + • Educational benefits of using Wikis

## Teachers

- build learning communities
- Create pages for objectives, instructions, resources, links, e.t.c.
- Link parents with the school

## Students

- Collaborate online
- Team workers and compile contributions
- Work from anywhere and anytime
- Create a community of learners
- Learn from each other
- Higher order critical thinking skills developed
- Creativity is encouraged
- Reflective learners
- Independent learners
- Effective participants
- Self managers
- Create knowledge

## Classroom

- Summarising lessons
- Assignment of individual and group work
- Used for exploratory projects
- Enhance classroom organization
- Source of rewards for students who accomplish tasks
- Website created is a result of group interactions
- Class community created
- Journalising and authoring of books (wikibooks)
- Collaborative story writing



# List of references



- <http://www.allfacebook.com/facebook-privacy-must-know-2010-05>
- <http://www.facebook.com/press/info.php?factsheet>
- <http://mashable.com/category/facebook/>
- [h t t p : / / n e w s . c n e t . c o m / 8301-13739\\_3-9854409-46.html](http://news.cnet.com/8301-13739_3-9854409-46.html)
- <http://www.slideshare.net/ilschoolcounselor/social-networking-powerpoint>

## List of references (cont)



- <http://www.slideshare.net/kmlaugh/social-networking-ppt>
- <http://techcrunch.com/2011/09/12/facebook-co-founder-dustin-moskovitz-talks-about-facebooks-early-days-and-whats-wrong-with-google/>
- <http://www.theatlantic.com/magazine/archive/2007/10/about-facebook/6181/>
- <http://en.wikipedia.org/wiki/Facebook>



# List of references (cont)



December 2006. Top 100 Education Blogs, *Online Education Database*.

<http://oedb.org/library/features/top-100-education-blogs>

Downes, S. (2004). Educational blogging, Retrieved from

<http://www.educause.edu/EDUCAUSE+Review/EDUCAUSEReviewMagazineVolume39/EducationalBlogging/157920>

■ <http://www.shambles.net/pages/school/ed21cent/>

■ <http://www.sitepoint.com/what-is-a-wiki/>